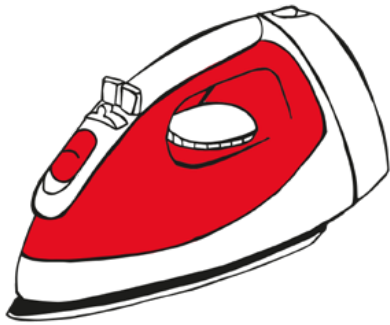


APPLICATION INSTRUCTIONS 3M™ SCOTCHLITE™ REFLECTIVE FILM 5807

LAMINATION INSTRUCTIONS:

FIRST, WASH THE FABRIC WITHOUT CONDITIONER AND IRON IT.

1



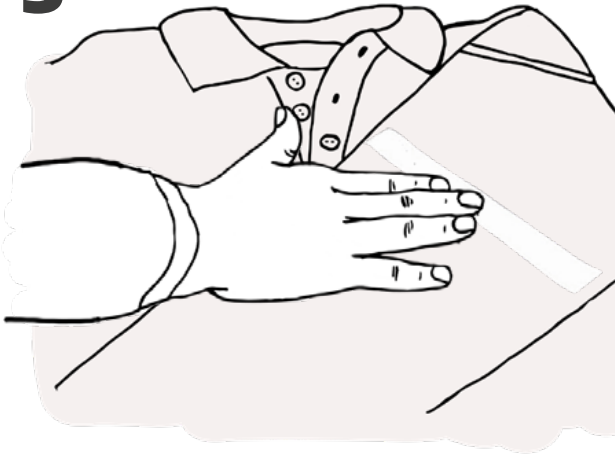
Preheat the iron to 150° C – 175 °C. (Cotton mode, no steam)

2



Work on a flat surface where uniform heat and pressure can be applied.

3



Place the reflective film on the substrate with the adhesive side down. Avoid applying the film over seams and stitches.

4

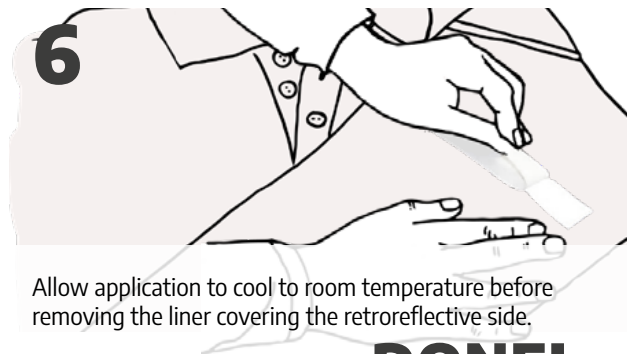
Use a press-cloth or a silicone-coated slip-sheet for delicate or coated substrates.

5



Press the iron for approx. 15 seconds onto the transfer film (do not use steam) and change its position a few times by lifting the iron. Do not move the iron around, just press!

6



Allow application to cool to room temperature before removing the liner covering the retroreflective side.

DONE!

Rev.: October 2016