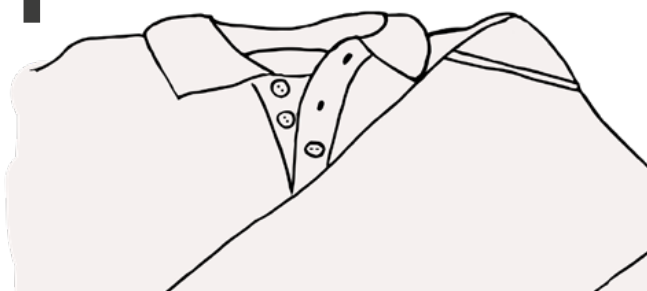


APPLICATION INSTRUCTIONS 3M™ SCOTCHLITE™ REFLECTIVE FILM C790

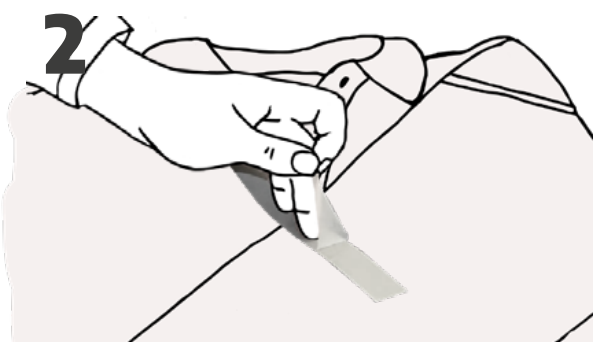
LAMINATION INSTRUCTIONS:

1



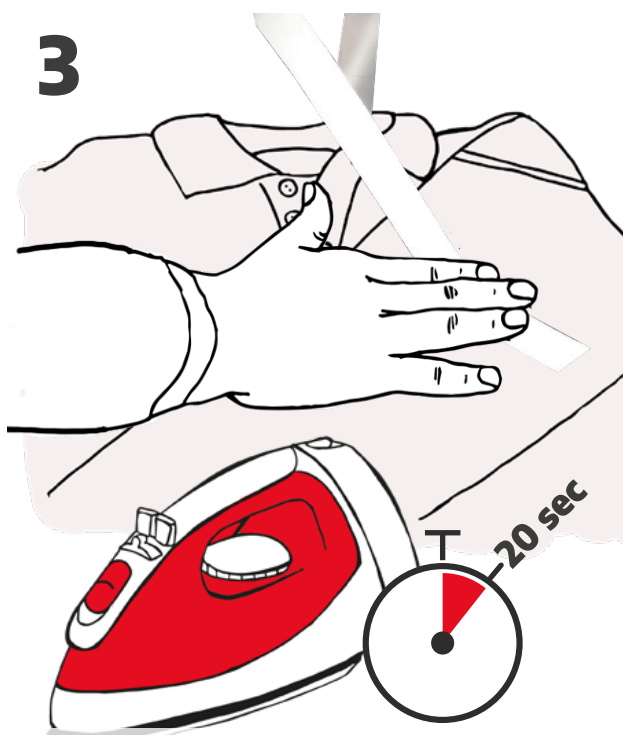
Work on a flat surface where uniform heat and pressure can be applied. Avoid applying film over seams and stitches.

2



Remove transparent adhesive side liner exposing dry adhesive. Do not remove reflective side liner.

3



Place the reflective transfer film on substrate with the adhesive side down and evenly press the iron onto the substrate for approx. 20-25 seconds (150-160 °C) without using steam. Please use a non-stick slip sheet between iron and laminating surface.

4



Allow application to cool to room temperature before removing the liner covering the reflective side.

5



Repeat step 3 for bond durability. (For more information, please refer to manufacturer data sheet)

DONE!

Rev.: September 2019